

Communication

By Shirley Sydenham & Ron Thomas

Communication is the exchange of information by various means.
How many different ways can you think of in which people communicate?

Make a list on a piece of paper.


Play Charades

You can do this with family or friends. You can even do this with friends in an online meeting, making up just a few adjustments to the game.

Charades is a communication game in which players mime the title of a book, film, play, or song for others to guess.
First, you let them know which it is by sign:



Movie



TV Show

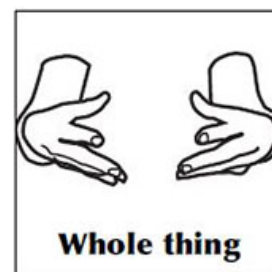


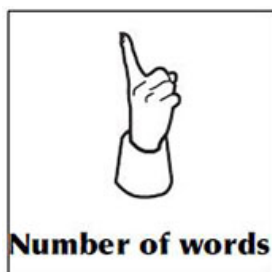


Song



Book

Then you give other information as you need to, starting with how many words the title is, then as you mime each word you indicate 1st, 2nd and so on. If you decide to mime a word syllable by syllable, you let them know how many syllables and which one you are miming. Sometimes it is easier to mime a different word that sounds like it, and again you let them know you're doing that. Of course you may want to mime the whole title in one go, and you let them know you're doing that.



Read about the game here:

<https://childhood101.com/play-charades/>

Greetings!

Greetings are the start of communication when people meet. They might say 'Hi' or 'G'day' or 'How are you?' Greetings can be casual or formal, depending on whether people are friends or meeting someone new.



Each country has its own way of greeting and often there may be different customs when greetings are made, such as a handshake. For example: Japanese people say 'Konichiwa' and bow to each other. In New Zealand the Maori greeting is for people to touch noses and foreheads to each other. It is called 'hangi'.



Thailand is another country in which polite greetings have special customs:
<https://www.youtube.com/watch?v=1TFwxLXICKc>

See some greeting words in different languages.

<https://www.babbel.com/en/magazine/how-to-say-hello-in-10-different-languages>

<https://reference.yourdictionary.com/reference/other-languages/how-to-say-hello-in-different-languages.html>

Greetings Dictionary

Choose some of the greetings and make an international dictionary of greeting words. You can also search online for others. Type 'greetings in other languages' or in a specific language you are searching for.

You can make it an illustrated dictionary to show special greeting customs.

Written Communication – following instructions

One form of communication is written. We read the news, we read stories in books, we read or listen to directions when we go somewhere, we read which bus or tram to catch. These are just a few!

Can you read and follow written instructions?

Follow written instructions to make a secret message stick.

Called a scytale, it is an ancient way of sending coded messages.


You need:

- Long strips of paper about 1cm wide
- Both sender and receiver each need a stick the same thickness, such as a pencil, biro or even dowel.

1. Wrap a piece of paper so that it spirals down the length of the stick.
2. Write a message down the length of the wrapping on the stick. If your message is longer than the length of the stick, turn the stick slightly and continue writing below the first line of the message – just as you do with ordinary writing.



3. When the message is complete, remove the paper strip. The message is now in code and ready to be given to the other person.



4. The receiver of the message winds the strip of paper onto the stick in the same way in order to read the message. If the stick is thinner or thicker than the stick used by the sender, the message will not read correctly.



Written communication – writing instructions

We can read instructions to see how to make something, but it is also important to be able to *write* clear instructions that others can follow.

Writing instructions

Write instructions of how to make something, for example a glider, a kite, a cake, a pop up card, whatever you choose.

Sometimes there are illustrations as part of the instructions. Illustrate your instructions if you like.

Give the instructions to someone to see if they can follow your instructions.

Was the result what it was supposed to be? _____

Get their feedback. What was clear and what wasn't?



Fix up your instructions if you need to after getting feedback.

Written Communication – persuasive

You see and hear persuasive language all the time. It is writing that persuades you to do or buy or think something. You hear ads on TV, read advertising material in magazines or even flyers put into your letter box.

Collect some ads from newspapers and magazines.

List the elements that are intended to make you notice, to maybe get you to buy the product. Note the colours and the types of fonts and punctuation that are used. Are they part of the message?

Invent a product. Write some persuasive text about it, using elements from your list. Then draw an ad or make a pamphlet or junk mail flyer.

Pictographs

Also known as pictograms, they are a picture used to mean a word or phrase. They are the earliest form of written communication and examples are drawings on cave walls that tell a story.



Western Australian cave paintings that are about 60,000 years old

Over the centuries in some cultures the pictographs changed and developed into writing used today. For example, Chinese writing is called characters, and each is a word. There are more than 100,000 different Chinese characters, and they have been adapted by other Asian cultures over time, for example, the Japanese kanji writing.



The Chinese character meaning *hot*

In Ancient Egypt the picture words they used are called hieroglyphics. Some of their pictures represented sounds, like our alphabet, and others were words.



Hieroglyphics of Ancient Egypt

How many ways do we use pictographs today can you think of?

List them here:

Pictogram Crossword

Did you have the Olympic Games on your list of places where pictograms are used? Each host city designs its own, but they have to clearly show what the events are or international spectators won't find them.

This is a crossword of summer Olympic events.

Clues

Down:

- 1
- 4
- 6
- 9

Across:

- 2
- 3
- 5
- 7
- 8
- 10
- 11

The solution is on the last page of this booklet.

International Code of Signals

Before the age of telegraph there was an international code of flags invented for ships to communicate with each other or to shore using flags, especially in emergency situations. The signals are on the next page.

Messages are signalled by hoisting a flag or several flags on a rope (a halyard) and can also be held up by a sailor to spell out some of the message.

Each flag represents a letter and also each has a specific meaning. The English alphabet letters were each given a code word to avoid confusion between similar sounding letters such as d, t, b, p – see next page.

Watch a video giving an explanation of the code

Some of the flag meanings are hard to understand if you are not a sailor, but you can see how a single flag can give a quick and clear message.

<https://www.youtube.com/watch?v=zOETaUx3c4o>

Note:

Affirmative means yes, negative means no. A pilot is a local sailor who comes on board to take charge of steering a ship entering a port that has conditions that are difficult except to those who know them well.

Spell out your name in flags and in phonetic alphabet code

The international code of signals continued:

The phonetic alphabet code is:

Alfa, Bravo, Charlie, Delta, Echo, Foxtrot, Golf, Hotel, India, Juliett, Kilo, Lima, Mike, November, Oscar, Papa, Quebec, Romeo, Sierra, Tango, Uniform, Victor, Whiskey, X-ray, Yankee, Zulu



The substitute flags (sometimes called repeaters) are used when a previous letter or number is used.

This saves a ship from having to have multiple sets of each flag.

Semaphore

Before the invention of the telegraph, **semaphore** signalling from high towers was used to transmit messages between distant points.

Semaphore is a code of sending messages by holding two arms or two flags to spell words. The position of the arms indicates the letter of the alphabet.

Read about the invention and history of semaphore:

https://academickids.com/encyclopedia/index.php/Semaphore_%28communication%29

The semaphore signals are on the next page.

Send some semaphore messages

First you need two small flags. See how to make them here:

<https://www.wikihow.com/Make-a-Flag>

You need someone to signal to. If there's no one at home who can help, perhaps there's a kid next door or across the street you can exchange messages with. You can even do it online. You each need a copy of the code.

Stand across a yard or a room, anywhere with space between you. Slowly spell out your message. Note the interval (or space) sign.

Write your message in words here:

Then watch the reply.


Write it here:

Could you both understand each other?

What are the good things about using semaphore to send messages?

What is the down side?

Semaphore signals



'Attention' is to announce your start: flutter flags in that position. 'Interval' is a space between words. Because some letters are also numbers, there's a signal to use before you use numbers.

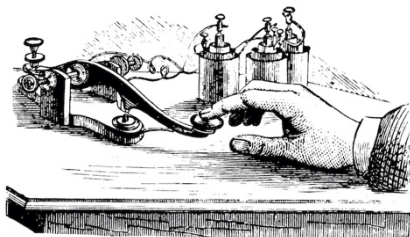
Morse Code

The Morse code was invented by Samuel Morse in the 1830s. It was used to send telegraphs: there was a gadget on the receiving end that made indents onto a thin strip of paper : thin for dots and longer for dashes. Morse code lines criss crossed the globe, and became very important for ships and planes. Today it is only used by a few ham radio operators or on some ships. However, SOS remains an emergency signal for help.


Morse code is made up of a series of dots and dashes, also called dits and dahs. They comprise the letters of the alphabet and numbers. Timing is part of the code: a dash is three times as long as a dot, the letters are each separated by a space equal to three dots, and the space between words is equal to seven dots.

A	· —	N	— ·	1	· — — —	?	· · — —
B	— · · ·	O	— — —	2	· · — —	!	· · — — —
C	— · — ·	P	· — — ·	3	· · · —	.	· — · — ·
D	— · ·	Q	— — · —	4	· · · · —	,	— — · · — —
E	·	R	· — ·	5	· · · · ·	;	· — — — ·
F	· · — ·	S	· · ·	6	— · · · ·	:	— — — · · ·
G	— — ·	T	—	7	— — — · ·	+	· — · — ·
H	· · · ·	U	· · —	8	— — — · ·	-	— — · · · —
I	· ·	V	· · · —	9	— — — — ·	/	· — · — ·
J	· — — —	W	· — —	0	— — — — —	=	— · · · —
K	— · —	X	— · · —				
L	· — · ·	Y	· — · — —				
M	— —	Z	— — · ·				

One way that messages were sent was by flashing a light on and off, quickly for dots and longer for dashes. Lights had shutters that closed to block the light, operated by moving a handle. **Try sending messages between yourself and a friend or friends by flashing a torch.**



Sending a message



Ship's signal light

Braille – ‘dotty reading’!


Braille is a system of raised dots representing each letter of the alphabet. So people who are sight impaired read by feeling dots.

Watch a video about two sight impaired girls in a primary school full of sighted kids. Why not make Braille cupcakes after watching it?

<https://www.youtube.com/watch?v=9IMpMnzNt44>

Find out about the man who invented the braille we know today:

<https://www.kidcyber.com.au/louis-braille?rq=braille>



Try writing something in braille

Auslan

People who are hearing impaired have their own language, which in Australia is called Auslan. Each country has its own sign language just as it has its own spoken language.

Auslan signs have meanings and there is also a signed alphabet for fingerspelling when words have to be spelled out. Hearing impaired people are also very good at reading lips when spoken to, so when signing make sure you are facing the person you are communicating with, and say the words as you sign them. This helps the hearing impaired person, but also includes hearing people in the conversation so they also know what you are talking about.

Watch a video showing the Auslan finger alphabet and one showing a few Auslan signs:

<https://www.youtube.com/watch?v=rV1KfQIRAds>

https://www.youtube.com/watch?v=_5NbYyUlcHU

Try learning the Auslan fingerspelling alphabet.

Spell out your name!

Try learning a few of the other signs.



Secret communications using codes: substitution code

Secret codes generally disguise letters and words so that the message cannot be understood by others.

Why might secret codes be invented and used?

The key grid gives a code number to each letter of the alphabet. Numbers down the side are row numbers and the numbers on top are column numbers. Row number is given first, column number second.

For example: the secret number for letter S is 43 (row 4, column 3)

	1	2	3	4	5
1	A	B	C	D	E
2	F	G	H	I/J	K
3	L	M	N	O	P
4	Q	R	S	T	U
5	V	W	X	Y	Z

Use the key to work out this message. Write it below

52 42 24 44 15 • 54 34 45 42 • 34 52 33 • 32 15 43 43 11 22 15 • 45 43 24 33 22 •
44 23 24 43 • 13 34 14 15 • 22 24 51 15 • 24 44 • 44 34 • 11 • 21 42 24 15 33 14!

Secret communications using codes: rail-fence code

This is a message: SPY ARRIVING TUESDAY AT NOON

To write it in code:

1. The message is first of all written on two lines. The first letter goes on the top line, the second on the lower line, the third on the top line and so on:

S Y R I I G U S A A N O
P A R V N T E D Y T O N

2. Next, move the bottom line and put it at the end of the top line:

S Y R I I G U S A A N O P A R V N T E D Y T O N

Now it is in code!

Decode the following message:

CNRTLTSNEOIGHSCEMSAEOGAUAINODCDNTEERTESG


Now write a message of your own using the Rail-Fence Code.

Your message:

Step 1:

Step 2. The final coded message:

Give your coded message to a friend to be decoded!



Secret communications using codes: invent a code

Invent your own secret code.

For example, replace each letter of the alphabet with a symbol such as # , £, \$, *

and so on.

How about emojis 🤪 😏?

Or stick figures... hint, have a look at the semaphore page.


Write out the alphabet in the grid, with your replacement next to each letter. Spare boxes can be used for anything extra you need.

A	B	C	D	E
F	G	H	I	J
K	L	M	N	O
P	Q	R	S	T
U	V	W	X	Y
Z				

Share the code with a friend and exchange messages.

Write some messages here:

Olympic Events Crossword Solutions



Lines and boxes code: there are two lots of each shape so the shapes in each second lot are written with double lines.